


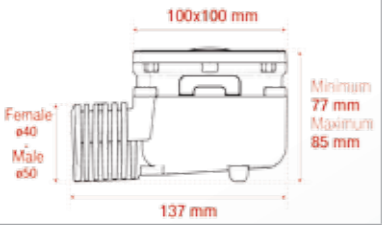

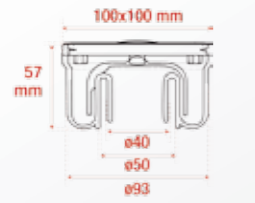

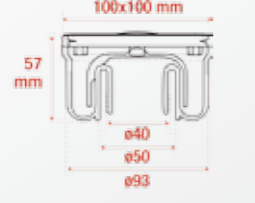

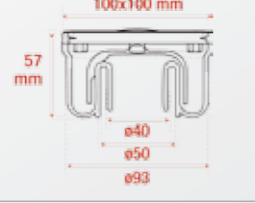


Price list

SQUARE GRID GULLIES 10 x 10 cm

		NAME	Ø	Reference
Waterseal 28 mm - PVC body Suited for floor-level installation, without seal recovery				
Horizontal Outlet (Adaptor)				
		horizontal outlet adaptor*	40/50	ADSIHJ
<i>* this product requires use of floor trap, type SIHJ10</i>				
Vertical and/or horizontal outlet				
		Floor trap with stainless steel grid 304 10 x 10 cm + adaptor (ADSIHJ)	93** 40/50	SIHJ10IH
Vertical outlet Ø 40/50 mm				
		Floor trap with stainless steel grid and frame 304 10 x 10 cm	93** 40/50	SIHJ10CI
		Floor trap with stainless steel grid 304 10 x 10 cm	93** 40/50	SIHJ10I
		Floor trap with White PVC grid 10 x 10 cm	93** 40/50	SIHJ10
<i>** ø 93mm corresponds to the inside ø of a PVC tube of ø100</i>				




Communication / desktop-publishing department - non-contractual document / Nicoll 2012 / Nicoll reserves the right to modify this documentation without prior notice.

Nicoll NEW 2012 | SANITAIRE

ADAPTOR FOR FLOOR TRAP WITH HORIZONTAL OUTLET



Nicoll is innovating and simplifying implementation of floor trap by providing with the choice of an horizontal or vertical outlet, while maintaining low volume.

-  Space saving and optimized flow
-  2 adjustments are possible: Height and 360° Rotation
-  Integrated slope

«The rates mentioned in this document involve the application of Nicoll's General Terms of Sales printed in our Price List-Catalogue 2012»



Head office and plants : 37, rue Pierre & Marie Curie - BP 10966 - 49309 CHOLET Cedex // Tél. 02 41 63 73 83 - Fax 02 41 63 73 57

Documentation request : info@nicoll.fr // Technical request : tech-com.nicoll@alixis.com

SAS (PLC) with a capital of 7 683 431 € - 060 200 128 RCS Angers

an  Aliaxis company

BUILDING
SANITARY
ENVIRONMENT



TADAS12GB

www.nicoll.fr

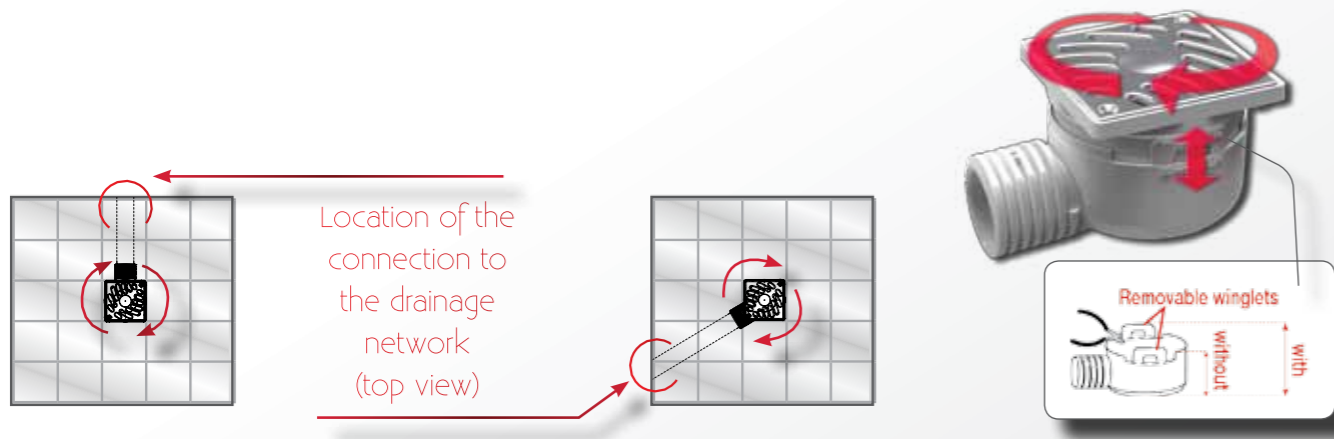


ADVANTAGES

2 Adjustments are possible : Height and 360° rotation

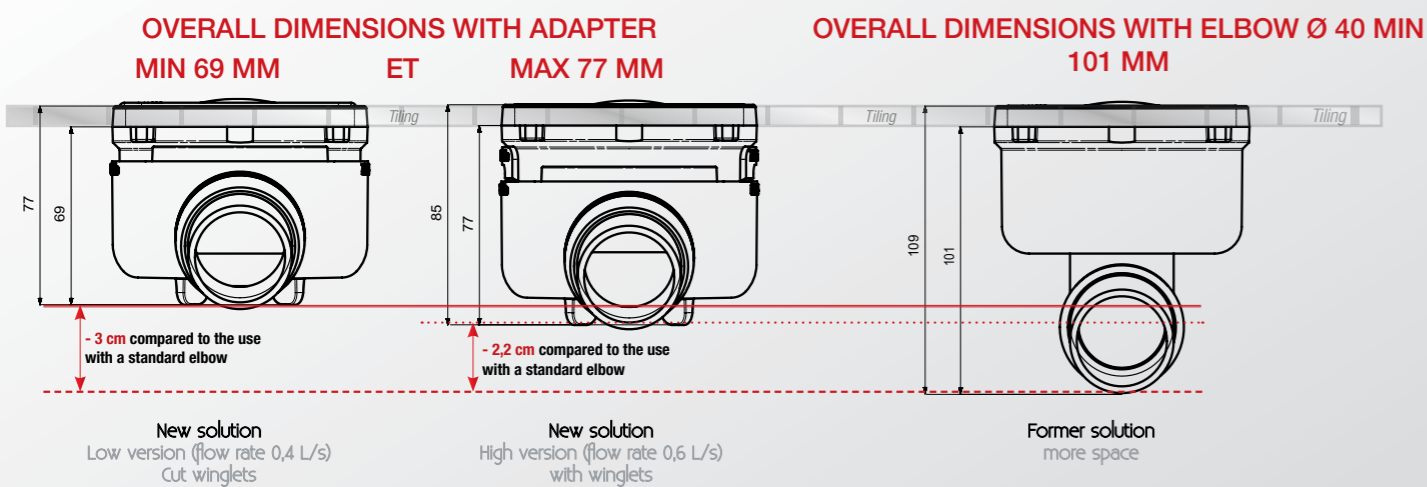
SYSTEM WITH 2 INDEPENDENT PARTS :

The combination of the vertical for floor trap and the new adaptor with horizontal outlet allows you to connect to the main drainage network in all configurations, without using a set of elbows (less connectors, therefore faster). This system allows you to keep the positioning of the grid parallel to the walls.



Location of the connection to the drainage network (top view)

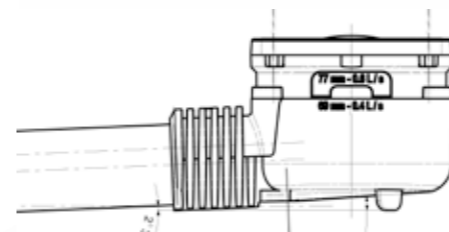
Space saving and optimized flow rate



Integrated slope

Using the adaptor allows space saving while maintaining a slope (2°30') allowing for a better drainage.

Slope created by the adaptor to facilitate drainage and prevent water retention and stagnation.




IMPLEMENTATION

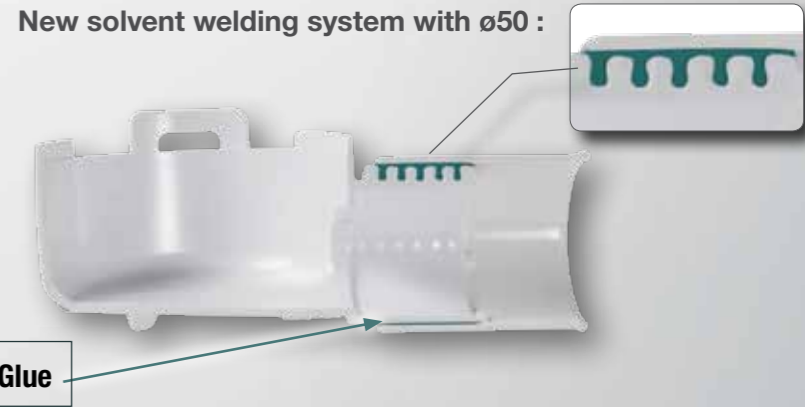
Solvent welding system ø40/50

Conventional welding with ø40 :

New solvent welding system with ø50 :



Cross-section view of an adaptor + pipe ø40



Cross-section view of an adaptor + female socket ø40

The 2 parts are assembled by solvent welding without creating any excessive thickness. The adhesive is evenly distributed in the notches and thus provides quality gluing over the entire socket.

Connection to the network

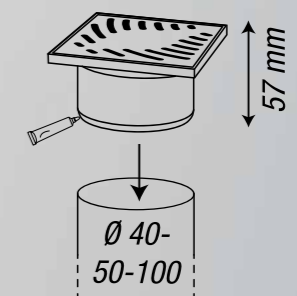
THE ADAPTOR + GULLY COMBINATION OFFERS THE CHOICE OF A VERTICAL OR HORIZONTAL OUTLET.

VERTICAL OUTLET

«Simply apply the PVC adhesive (Nicoll type) to the male & female parts then put them together. 3 connection diameters are possible:

Ø40 / Ø50 / Ø93*

* inside ø of a pipe with ø100»



HORIZONTAL OUTPUT

⊕ Determine the height desired :

For the lowest overall dimension :

- Remove the 2 winglets by hand or use pliers
- If the space is not a problem : keep the winglets

⊕ Position and connect the adaptor to the drain

⊕ Apply PVC adhesive to the external wall of the floor trap and inside the adaptor then put them together.

